

BOOK REVIEWS

School Year 2023-24
Grades 1-4

Once a month, each student will present a book that they have read in various forms. They may do an oral report, a written report, a diorama, a powerpoint, picture book, or a t-shirt report. Students are reminded each month and the date is also written on the chalkboard. If a date changes, students and parents will be informed well in advance. Please help your student be successful with these assignments. Thank you!

September 28

October 26

December 14

January 25

February 29

March 21

April (TBD)

May 30 (Tentative)

BOOK REVIEWS

A Note to Parents

Once a month, the students in grades 1-4 will be required to submit a book review on one of the books they have read for their Reading Challenge. They may choose from 5 different ways to show their comprehension of a book. Each option is given a certain amount of points which are added to their Reading grade.

1. **A written book report** (format given by teacher)
2. **An oral review** (format given by teacher)
3. **A diorama** that depicts the climax or a series of important events in the story.
4. **A picture book** with words and illustrations that condense the book into the student's own interpretation. This must include important events from the beginning, middle and end of the book. Book should be at least 5 pages long, not including the cover.
5. **A Power Point** that includes pictures and written or spoken highlights from the book. Pictures can be photos of actual pictures in the book, pictures from the internet, or ones that are drawn by hand then photographed. Music can be added as well. Presentation should be no longer than 5 minutes.
6. **A T-Shirt Book Report** (format given by teacher)

****First Book Review is due _____**

****Keep in mind Philippians 4:8 when choosing books to read.**

ORAL BOOK REVIEWS

Follow this guide to help report on the book you graded on the areas listed



you organize your oral have chosen. You will be below.

Review length: Grades 1 and 2: 2-3 minutes
Grades 3 -4: 3-5 minutes

Title

Author

Publisher

Kind of Book

Main Characters

Setting (Time and Place)

Event 1

Event 2

Event 3

Event 4

Event 5

Event 6

Your oral book review will be graded on the following areas:

1. Speak in a clear and interesting voice – no monotones.
2. Speak loud enough for someone in the back of the room to hear you.
3. Stand straight with your hands by your sides.
4. Follow the outline above.
5. Look at your audience.
6. Make your review flow smoothly with very few “ums” and “ya knows”.
7. Include events from the beginning, middle and end of the book.
8. Sell your book – even if you didn’t like it!

READING CHALLENGE!!

Reading truly is fundamental. If a child can read, all the other subjects seem so much easier and success is inevitable. And everyone likes to feel successful. So this year, grades 1-4 will participate in a Reading Challenge Program. This is not optional, but a requirement for the completion of Reading Class. Each student will receive a Reading Challenge Sheet which they will return to school by the end of each school week. At the top will be goals for each child at their particular grade level. A weekly assignment will help each child to reach their weekly, monthly, and eventually their goal for the entire school year. When the child completes each goal, whether it is for the week or the month, there will be a reward. When a student completes 100 pages, a marble is put into a jar for even more rewards for the class. Students cannot count regular reading assignments for English, or Social Studies, or any other subjects. This is extra reading, either using our library resources or books from home or from your local library. Please help us monitor your child's choices. **Books should inspire and uplift, teach values and important life lessons.** The books these children read should draw them closer to Jesus. Non-fiction and biographies are usually the best.

** Notice that there is a column for parent's initials. That is the ONLY place you need to sign. It is very important that you encourage and monitor your child's reading progress. Thank you for your help at home. **

** If a student fails to return their log at the end of the school week, he/she will be required to read during their Free Time at school, unless the teacher receives a note from the parent stating that the child has completed the assignment. In such a case, the Reading Log still needs to be returned on the next school day. If the log is returned and the assignment has not been completed, the students will complete the reading during their Free Time and the teacher will initial when completed.****


“Whatever things are true, whatever things are just, whatever things are pure, whatever things are lovely, whatever things are of good report, if there is any virtue and if there is anything praiseworthy – meditate on these things.” Philippians 4:8

I would like to remind the students that this verse should be their guideline, their standard, as they choose books to read for their **Reading Challenge**, and especially to present for their **Book Reviews** each month. The choices they make now could last a lifetime so we should do all we can to encourage them to select the right path.

If a book is not appropriate for a student to read, then it is definitely not appropriate to share. Our Book Review time is a wonderful opportunity for the students to present quality reading material to their fellow students. Hopefully, the information gleaned from their reading will be uplifting and inspiring and will motivate more positive book selections.

Thank you all for your commitment to Christian education.

Name: _____

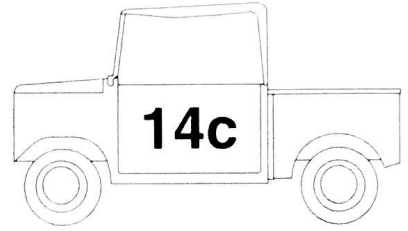


Story Parts

Draw a picture and write what happened in the beginning of the story.

At the beginning . . .

Name: _____




Story Parts (cont.)

Draw a picture and write what happened in the middle of the story.

In the middle . . .

Name: _____



Story Parts (cont.)

Draw a picture and write what happened at the end of the story.

At the end ...

A large, empty rectangular box with a black border, intended for a student to draw a picture illustrating the end of a story.

T-SHIRT Book Report Project

****Be ready to wear your next book report project!****

This book report will be represented on a t-shirt that you will get to wear to school. FUN, FUN!! Your parents may help with the design; however, you have to write the report. Make sure to follow ALL steps and look at all the pages. Most importantly, refer to the rubric for scoring! ☺

Things to Do:

- Choose a plain t-shirt of any color.
- Write on the shirt, add pictures, glue things onto it that represent the book. Your t-shirt must include:

- ① **Front:** The front of the shirt should be a replica of the book cover OR what you think should represent the book cover. Make sure to include the title and author!
 - ② **Right Sleeve:** Main and supporting characters, including a graphic of the main character
 - ③ **Left Sleeve:** Setting and problem, including a graphic of the main setting
 - ④ **Back:** Use words and graphics to illustrate your favorite scene in the book. Also, include your favorite quote!
 - ⑤ **Summary (Back):** Write a summary of the book that also includes your opinion of the book.
- Practice your **Book Talk** to present in front of the class. (1-3 min. presentation) ☺
 - Bring your book, Book Report Packet, and wear your shirt on

*Refer to Rubric to include ALL elements required

See other pages for more details

Due: !!

GET CREATIVE!!



Date: _____

T-SHIRT BOOK REPORT PROJECT

Front: The front of the shirt should be represent the book cover; include the title and author.

Right Sleeve: Main and supporting characters, including a graphic of the main character

Left Sleeve: Setting and problem, including a graphic of the main setting

Back: Use words and graphics to illustrate your favorite scene in the book. Include your favorite quote!

Summary (Back): Write a summary of the book that also includes your opinion of the book.

****The following will help with designing your T-shirt and to prepare for your BOOK TALK. ☺**



Title: _____

Author: _____

What did you illustrate on the front of your t-shirt to replicate/represent the book cover?



Who are the main and supporting characters in this book?



What is the main setting and problem of your book?



What is your favorite scene from this book?


What is your favorite quote?




Write the summary of this book (plot) that also includes your opinion of this book:

Date: _____

YOUR PLANNING SKETCH



Front



Back

Front: The front of the shirt should represent the book cover. Include the title and author.







Right Sleeve: Main and supporting characters, including a graphic of the main character

Left Sleeve: Setting and problem, including a graphic of the main setting

Back: Use words and graphics to illustrate your favorite scene in the book. Include your favorite quote.

Summary (Back): Write a summary of the book that also includes your opinion of the book.

T-SHIRT BOOK REPORT RUBRIC

Project Elements	Points	Comments
Front of Shirt: Includes an illustration, title of the book, and author's name. The illustration replicates or represents the book cover. It is neat and there is evidence of effort.	 /5	
Right Sleeve: Includes a small photograph or drawing of the main character. The main character and supporting characters are named.	 /5	
Left Sleeve: Includes a small graphic of the main setting that is clear. The setting and the problem are described.	 /5	
Back of Shirt: Includes a scene from the book that includes characters, setting, and a memorable event (favorite part). There is a description of the event. Included is a favorite quote!	 /5	
Back of Shirt: Summary is well-written and includes all important aspects of the story (plot). Student opinion of this book was also included.	 /5	
Book Talk: There is clear evidence of preparation and practice. The presentation includes all the required areas of the t-shirt book report. Student voice is clear and audible. Eye contact is present.	 /5	

FINAL SCORE



****Make sure to turn in ALL pages for the T-Shirt Book Report including this RUBRIC on the DUE DATE****